



# DAILY MARKET REPORT

Colombo Stock Exchange - Day End Summary

Monday May 04, 2026

Prepared by  
**Senfin Research**

# Daily Report

## CSE Trade Summary

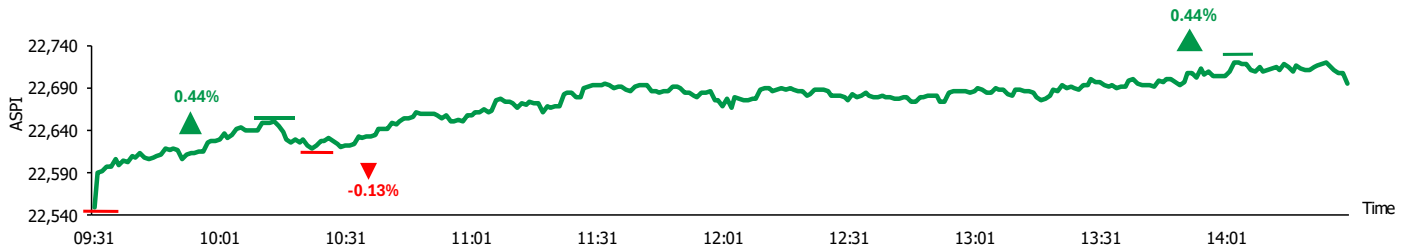
Market Ends the Day Positively	Today	Previous	Chg	Chg (%)	YTD Chg	YTD (%)
CSE All Share Price Index (ASPI)	22,695.0	22,549.5	145.5	0.65	70.7	0.3
S&P SL 20 Index	6,244.6	6,207.6	37.1	0.6	87.3	1.4
RSI	60.2	57.2				
Value of Turnover (LKR Mn)	4,807.6	3,441.0	1,366.6	39.7		
TRI on All Share (ASTRI)	35,310.3	35,083.7				
Foreign Purchases (LKR Mn)	8.0	270.7				
Foreign Sales (LKR Mn)	2,462.9	345.7				
Foreign Net Flow (LKR Mn)	(2,454.9)	(75.0)				
Volume of Turnover (No. in Mn)	90.2	155.8				
Market Capitalization (LKR Bn)	8,227.2	8,174.6				

### Market Valuation

PER (x)	11.6
PBV (x)	1.4
DY (%)	2.8

### Intra-Day Trading of ASPI

Exchange Date	Opening Index	Day's High	Day's High - Opening Index	Day's Low	Day's Low - Opening Index	Closing Index	Intra-Day Point Change	% Change
04-May-2026	22,549.53	22,721.12	171.59	22,549.05	-0.48	22,695.00	145.47	0.65%



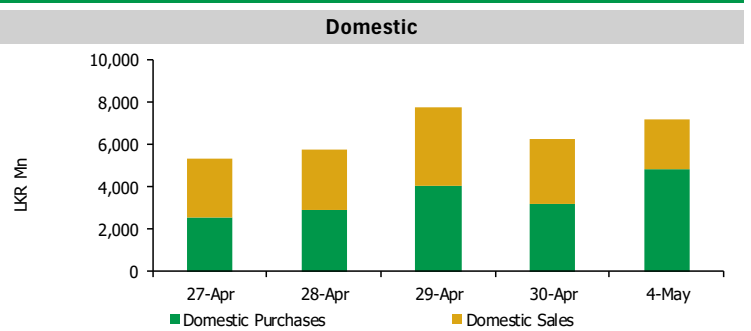
### Top Gainers and Top Losers

Top 5 Gainers	Price (LKR)	Chg (LKR)	Chg (%)
SEMB (X)	0.3	0.1	50.00%
HDFC	78.3	10.9	16.17%
HARI	5,803.8	802.8	16.05%
ASIR	43.9	2.9	7.07%
MFPE	18.6	1.2	6.89%

Top 5 Losers	Price (LKR)	Chg (LKR)	Chg (%)
PARA	497.8	(79.3)	-13.73%
AUTO	307.3	(31.3)	-9.23%
TESS(X)	1.4	(0.1)	-6.66%
TESS	2.0	(0.1)	-4.76%
LAMB	1,298.8	(51.8)	-3.83%

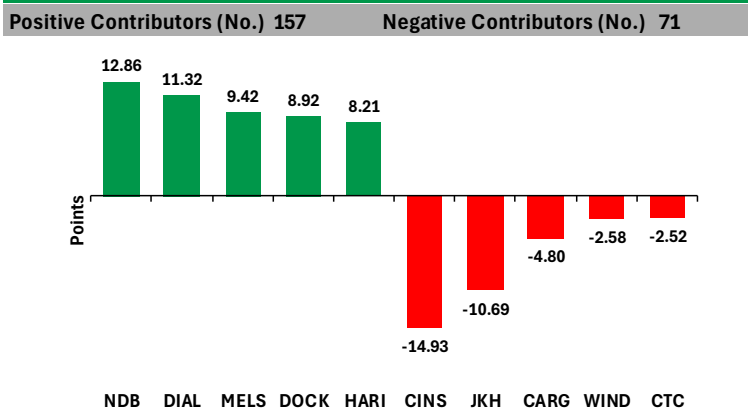
### Turnover Breakdown



### Top Crossings

Stock	Qty	Price	Turnover(LKR)
CTC	1,341,170	1780.00	2,387,282,600
COMB	1,250,000	210.00	262,500,000
SIRA	1,000,000	31.50	31,500,000
LGL	480,000	64.00	30,720,000
ASIR	600,000	43.00	25,800,000

### Contributors to ASPI



### Contributors to Share Volume

Stock	Price (LKR)	Chg (%)	Volume
SEMB	0.80	0.00%	12,481,089
JXG	13.50	1.50%	6,983,623
ASIR	43.90	7.07%	4,458,867
REEF	4.30	2.38%	4,293,348
RAL	13.90	1.46%	4,280,295

# Daily Foreign Participation

## Top Net Foreign Activities (Based on Value)

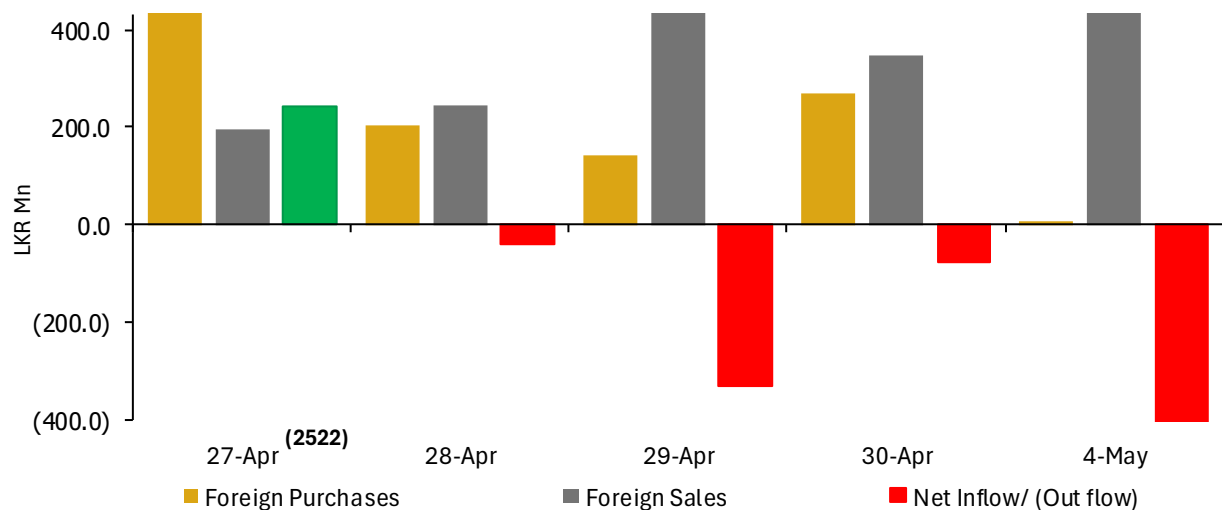
Top Net Foreign Purchases	LKR Mn	Top Net Foreign Sale	LKR Mn
LCBF	1.54	CTC	(2,387.29)
LOFC	1.54	LGL	(37.21)
BIL	1.33	JKH	(10.64)
HELA	0.95	CINS (X)	(7.76)
CIC	0.49	TKYO (X)	(4.72)

## Annual Foreign Participation

Year	Foreign Purchases (LKR Mn)	Foreign Sales (LKR Mn)	Net (LKR Mn)
2020	53,023	104,246	(51,223)
2021	34,018	86,665	(52,647)
2022	67,484	36,878	30,606
2023	41,470	48,766	(7,296)
2024	48,686	58,579	(9,893)
2025	61,283	95,672	(34,389)
2026*	17,398	42,121	(24,723)

\*From January 02 to May 4, 2026

## Foreign Activities During Last 5 Days

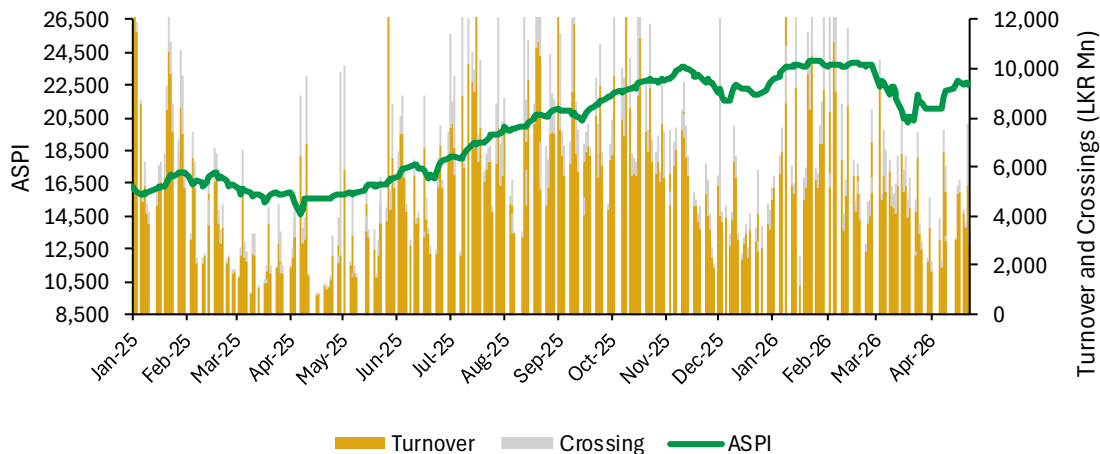


## Monthly Crossings as a % of Total Turnover

Month	Market Turnover (LKR Mn)	Crossings (LKR Mn)	Crossings as a % of Market Turnover
<b>2025</b>			
January	140,432	21,543	15%
February	58,416	9,859	17%
March	39,349	10,677	27%
April	48,268	19,460	40%
May	79,998	31,142	39%
June	91,895	11,014	12%
July	157,486	48,290	31%
August	124,835	51,169	41%
September	148,757	41,127	28%
October	157,220	39,477	25%
November	94,686	15,711	17%
December	68,772	19,083	28%
<b>2026</b>			
January	131,273	29,801	23%
February	106,729	29,230	27%
March	98,825	18,314	19%
April*	70,598	14,024	20%

\*Upto May 04, 2026

### ASPI vs Market Turnover



Source: CSE

## Daily Turnover Breakdown by Sector

Sector	Turnover (LKR)	%
Food Beverage & Tobacco	2,715,588,982.85	56.55%
Banks	808,351,749.85	16.83%
Capital Goods	299,476,136.20	6.24%
Diversified Financials	221,081,102.60	4.60%
Health Care Equipment & Services	216,464,976.00	4.51%
Materials	119,947,890.05	2.50%
Energy	86,976,012.15	1.81%
Real Estate Management & Development	74,232,122.60	1.55%
Insurance	62,508,557.10	1.30%
Retailing	60,253,083.00	1.25%
Consumer Services	57,623,095.70	1.20%
Consumer Durables & Apparel	20,009,980.95	0.42%
Transportation	18,364,057.50	0.38%
Utilities	13,292,126.00	0.28%
Commercial & Professional Services	10,602,031.25	0.22%
Telecommunication Services	8,129,311.20	0.17%
Food & Staples Retailing	6,435,329.00	0.13%
Software & Services	1,785,882.60	0.04%
Automobiles & Components	569,321.80	0.01%
Household & Personal Products	230,480.60	0.00%

Total Turnover (LKR)	4,807,575,528
YTD Avg. Turnover (LKR)	5,268,714,626
Monthly Avg. Turnover (LKR)	3,715,664,766

Source: CSE